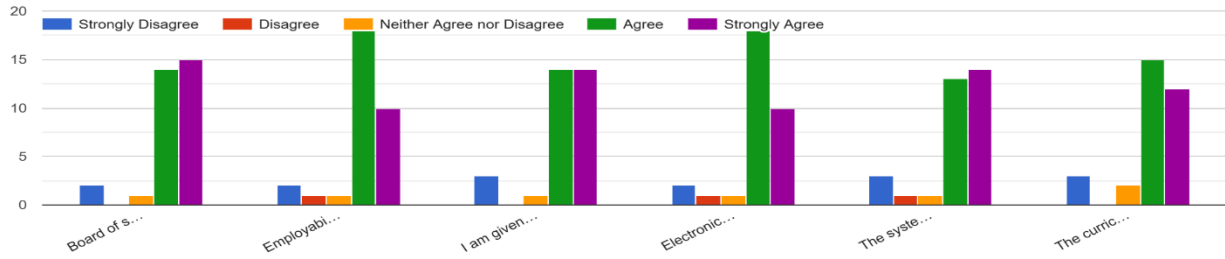




the

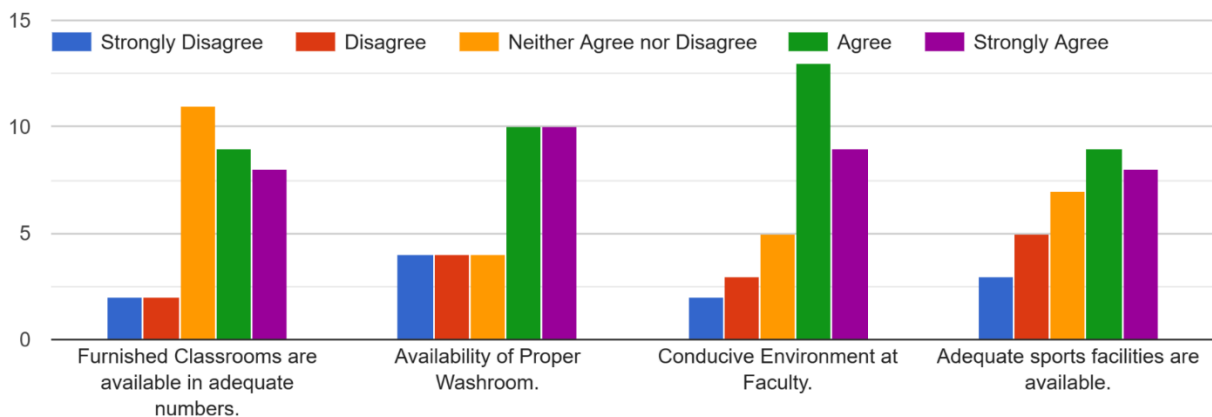
department

level.



*A major portion of the faculty strongly agree with the above points as depicted in the above graph. 390 digital/Electronic media tools were added/ introduced in the curriculum as well as syllabus/ curriculum were revised and updated of 34 programmes. Courses incorporate local aspects/knowledge in the content and SLM is written in simplified language and a more personalized style. Video lectures on every unit are available on the YouTube channel. More employability-generating Courses were also introduced.*

Another part of the feedback form consists of Infrastructure facilities



The feedback from Faculty on the infrastructure facilities in their educational institution. The diagram shows that the majority of students are satisfied with the infrastructure facilities, with the exception of the availability of proper washrooms.

- Furnished Classrooms are available in adequate numbers: 15 students (93.75%) strongly agree or agree that furnished classrooms are available in adequate numbers.*

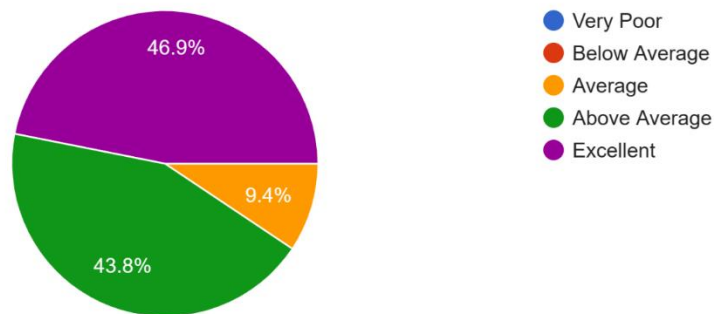
- *Availability of Proper Washroom: 5 students (31.25%) strongly agree or agree that proper washrooms are available.*
- *Conducive Environment at Faculty: 10 students (62.5%) strongly agree or agree that the environment at the faculty is conducive.*
- *Adequate sports facilities are available: 10 students (62.5%) strongly agree or agree that adequate sports facilities are available.*

*Overall, the diagram shows that the faculty are generally satisfied with the infrastructure facilities in their educational institution. However, there is room for improvement, especially in the area of washroom availability.*

### **Overall rating of the university and feedback**

Only 32 faculty members took part in filling feedback form- Excellent: 15 students (46.9%), Good: 14 students (43.8%), Average: 3 students (9.4%), Below Average: 0 students (0%), and Very Poor: 0 students (0%)

OVERALL RATING OF UNIVERSITY AND FEEDBACK.  
32 responses



The pie chart above shows that the majority of students (90.7%) rated the university as excellent or good. This suggests that the students are generally satisfied with the university. This suggests that the university is meeting the expectations of its faculty. However, the university could continue to improve its reputation by:

- Maintaining its high academic standards.
- Offering new and innovative courses and programs.

- Creating a more diverse and inclusive environment.
- Providing students with even more resources and support.